



LKZ-1000

WIRES AND PIPE LOCATOR

**NEW
SIGNAL
TRANSMITTER!**



Additional optional accessories:



LKZ-1000 with a new transmitter! Smaller, more powerful, easier to use!

Improved LKN-1000 transmitter delivers significantly higher power than previous model, which allows to:

- Tracking underground services over a, longer distances.
- Improve service detection in areas of high signal interference.
- Improve depth estimation.

Other benefits of the new transmitter:

- Four adjustable output levels with maximum output level, of 1 W.
- Durable waterproof design environmental protection rating of IP65.
- Smaller and lighter designed to work in harsh conditions.
- Choice of 3 tracing signals, 8 kHz or 33 kHz, in conductive mode 8 kHz and 33 kHz at the same time.
- Clear visual and visual signals for easier operation.
- In built test function – allowing operators to test the hardware and software functionality of the LKN-1000 before use.
- Externally located control buttons, ensure a waterproof.

Sonel S.A.
ul. Wokulskiego 11
58-100 Świdnica
tel. +48 74 85 83 860
fax +48 74 85 83 809

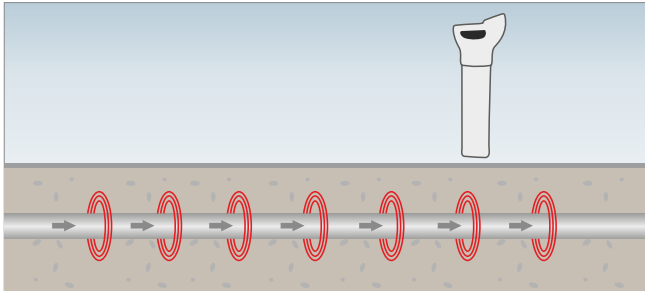
export@sonel.pl
www.sonel.pl

Characteristic features:

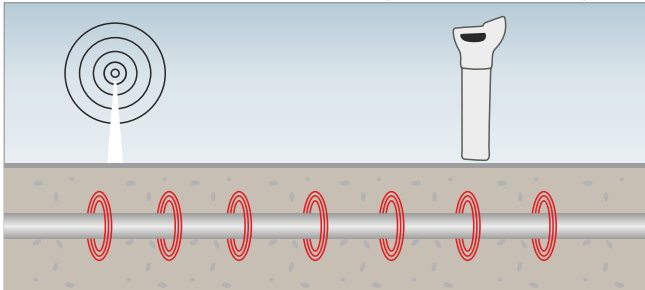
- backlit LCD with contrast (auto on-off),
- automatic adjustment of detection sensitivity,
- 5 operating modes,
- warning about shallowly located cables,
- measuring cable locations up to 3 m deep,
- determining the direction of a cable,
- sound signals to facilitate locating or tracing,
- adjustment of power and selection of frequencies for the transmitter,
- passive or active modes of tracing.
- detection of underground live wires.
- detection of underground wires with no voltage (radio mode)
- detection of underground wires with no voltage using a transmitter (galvanised, inductive or clamp-based connection).
- tracing metallic or non-conductive pipes using an additional probe.
- tracing non-conductive pipelines using a “floating” probe.
- tracing a determined cable.
- determining the depth of a cable.

Operating modes:

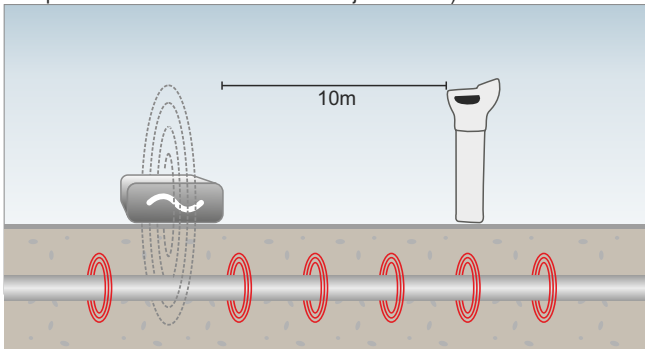
- passive, with 50 Hz or 60 Hz – enables to locate live wires and cables (POWER):



- passive RADIO (15-30 kHz) – enables a quick, non-selective locating operation for an underground structure (metallic installations):



- active (with transmitter) (8 kHz and 33 kHz), enables:
 - a locating operation using the inductive mode (all one has to do is to place the transmitter over the object traced):

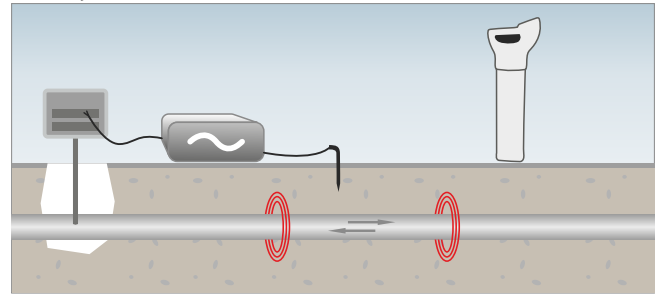


Standard accessories of LKZ-1000:

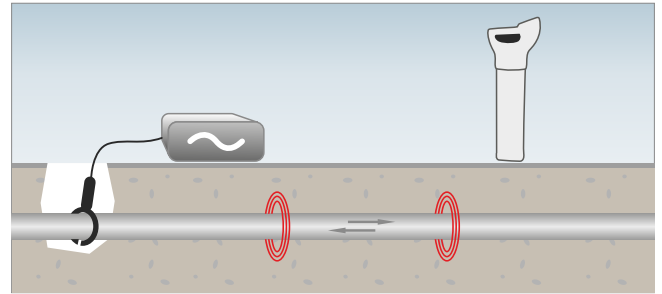
- tracer LKO-1000
- transmitter LKN-1000
- case L6
- set of cables with “crocodile” clips
- earth contact probe
- operating manual
- batteries

WMPLLK01000
WMPLLKN1000
WAFUTL6
WAPRZLKZ1000
WASONG15

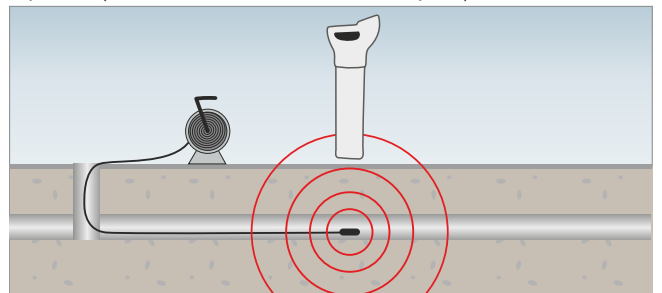
- a locating operation through connecting the transmitter directly to an object that is not live:



- a locating operation using transmission clamps (it is necessary to close the clamps over the object tested):



- a locating operation using a transmission wire or transmission probes (enables to locate non-metallic objects):



- a locating operation using a separating adapter (connecting the transmitter LKN-1000 directly to a 230 V socket).

Electric security:

- LKN-1000 transmitter's protection class acc. to PN-EN 60529 IP65 (closed cover)
- LKO-1000 tracer's protection class acc. to PN-EN 60529 IP54

Other technical data:

- transmitter's power supply 4 x batteries LR20
- transmitter's dimensions 180 x 280 x 260 mm
- transmitter's weight < 2.4 kg
- tracer's maximum range 3 m
- receiver's power supply 6 x battery LR6
- receiver's dimensions 760 x 250 x 85 mm
- receiver's weight < 2.9 kg

Rated operational conditions:

- operating temperature -20...+50 °C

Additional accessories of LKZ-1000:

- transmission clamps
- transmission probe (8 kHz, 33 kHz) (“floating”)
- reeled transmission wire to locate non-metallic installations:
 - 30 metres
 - 50 metres
 - 80 metres
- property connection Set AS-1
 - Europe (“French”) standard
 - Switzerland standard
 - US standard
 - Australia standard

WACEGN2XLR
WASONNAD1

WAPRZPN30
WAPRZPN50
WAPRZPN80

WAADAAS1PL
WAADAAS1CH
WAADAAS1US
WAADAAS1AU